

Windows 10 VMware hints

- you will need to download this zip archive: `<http://floppsie.comp.glam.ac.uk/download/targz/.zip>`
- you will need to obtain a legal vmplayer, an evaluation/home use can be tried here `evaluation-home-student` `<https://www.VMware.com/uk/products/workstation-player/workstation-player-evaluation.html>`
- if you are a University of SouthWales student you can email `Robert Thomas` `<robert.thomas@southwales.ac.uk>` in our dept for a VMware licence. He needs to register you to the VMware academic programme. Please only email him from a University email account.




Windows 10 VMware hints

- the downloaded zip file should be placed into your folder called:
 - Program Files (x86)/VMware
- and should look like this:

Windows 10 VMware hints



This PC > SSD (C:) > Program Files (x86) > VMware >

Name	Date modified	Type	Size
 Debian Buster	06/10/2020 15:03	File folder	
 VMware Player	28/09/2020 16:15	File folder	
 deb10	28/09/2020 09:55	WinRAR ZIP archive	5,965,866 KB